

**3rd Grade Study Guide** Quiz Thu. March 5th


First and Last Name: \_\_\_\_\_

**1-3. Label the rhythm of each note above the staff:** Whole Note, Half Notes or Quarter Notes


**4-6. Label the letter name of the notes in the measure below the staff:** B, A or G

**7-9. Fill in the holes on the recorder that you cover to play the note above**

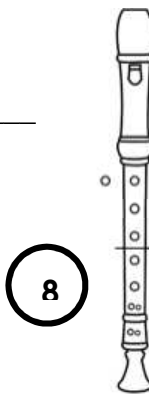
1. \_\_\_\_\_ 2. \_\_\_\_\_ 3. \_\_\_\_\_



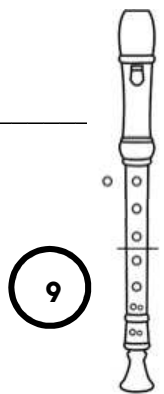
4. \_\_\_\_\_



5. \_\_\_\_\_



6. \_\_\_\_\_



**Notes**

Whole notes



Half notes



Quarter notes



**Pitches**



G

A

B



**The information in this box will not be on the quiz!**

# Au Clair de la Lune

2 bar intro (repeats)

French

Au clair de la lu - ne mon a - mi Pier - rot,  
Prê - te - moi ta plu - me pour é - crire un mot.

The image shows two staves of musical notation in treble clef with a common time signature (C). The melody is simple and consists of quarter and half notes. The lyrics are written below the notes.

# Hot Cross Buns

2 bar intro

Traditional

Hot cross buns, Hot cross buns,  
One a pen - ny, two a pen - ny, hot cross buns.

The image shows two staves of musical notation in treble clef with a common time signature (C). The melody is simple and consists of quarter and half notes. The lyrics are written below the notes.

# Salish Hand Game

2 bar intro

Traditional collected by Stewart

Ho — hay ya ho — hay ya ho — hay ya hay ya hay ya  
Ho — hay ya ho — hay ya ho — hay ya hay ya hay ya

The image shows two staves of musical notation in treble clef with a common time signature (C). The melody is simple and consists of quarter and half notes. The lyrics are written below the notes.